


7th Assignment


A. Value Scale in Grays — to be completed in class

B. Name in Grays — outside assignment

1. Make two ten-step gray scales, gradually going from darkest to lightest. On one use pencil or graphite. On the other, use your paints. Remember gray is made of black and white only, at least for this assignment. Finished size of 8x10"
2. In a 6"x6" square, present another rendering of your name — this time only in a series of gray values. You may use a real typeface, or handwriting or painting. You may use cropping to render only a portion of your name if you wish. The finished product need not be legible. To be mounted on foamboard, with a 2" border on the top and both sides, and a 3" border on the bottom.

Previous SAU Student Examples:






Achromatic Painting: Complete a Painting Using only Shades of Grey

Within an 8" x 10" format, on a piece of paper or cardboard, produce a painting utilizing only values of gray. It can be representational or non-representational. The finished painting will then be mounted to black foamboard or matt board, with a half inch border, producing a finished size of 9" x 11". All work must be original. Consider subject matter, harmony execution, craftsmanship and content. Utilize the elements and principles of design to achieve these goals. Remember, your name on the reverse of the project is required. 30 points.

Enjoy your creative freedom.

Previous SAU Student Examples:





•



•



•



•

